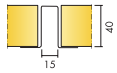


ECOPHON SUPER GTM PLUS A

Ecophon Super GTM Plus A has a robust grid system consisting of recessed profiles mounted directly to the soffit or a suspended grid system. For ceilings in sports halls or similar environments with a risk of high mechanical impact.




Ecophon Super G™ Plus A




SYSTEM RANGE


Size, mm	1200x600
Special Fixing	•
Thickness	40
Inst. Diagr.	M115, M693




Super G Plus tile



Super G Plus tile



Section of Super G Plus system direct installation



Super G Plus system

TYPE OF APPLICATION

- Additional areas
- Education

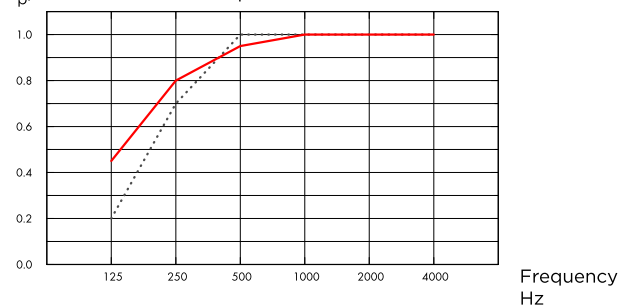


ACOUSTIC

Sound Absorption

Test results according to EN ISO 354. Classification according to EN ISO 11654, and the single value ratings for Noise Reduction Coefficient, NRC and Sound Absorption Average, SAA according to ASTM C 423.

α_p , Practical sound absorption coefficient



.... Super G Plus A 40 mm, 40 mm o.d.s.

— Super G Plus A 40 mm, 200 mm o.d.s.

o.d.s = overall depth of system

THK mm	o.d.s. mm	α_p , Practical sound absorption coefficient						α_w	Sound absorption class
		125 Hz	250 Hz	500 Hz	1000 Hz	2000 Hz	4000 Hz		
40	40	0.20	0.70	1.00	1.00	1.00	1.00	1.00	A
40	200	0.45	0.80	0.95	1.00	1.00	1.00	1.00	A

THK mm	o.d.s. mm	NRC	SAA
40	40	0.95	0.95
40	200	0.90	0.89
40	400	0.85	0.87



INDOOR AIR QUALITY

Certificate / Label	
Eurofins Indoor Air Comfort®	IAC Gold
French VOC	A+



CARBON FOOTPRINT

Life-cycle stages A1 to C4 from EPD, in conformity with ISO 14025 / EN 15804

	kg CO ₂ equiv/m ²
Super G Plus A	7,73



CIRCULARITY

Minimum post-consumer recycled content	57%
Recyclability	Fully recyclable



FIRE SAFETY

The glass wool core of the tiles is tested and classified as non-combustible according to EN ISO 1182.

Country		Class
Europe	EN 13501-1	A2-s1,d0



HUMIDITY RESISTANCE

Class C, relative humidity 95% and 30°C, according to EN 13964:2014



VISUAL APPEARANCE

White 085. Nearest NCS colour sample: S 1002-Y. Light reflectance: 78%.



CLEANABILITY

Daily dusting and vacuum cleaning. Weekly wet wiping.



ACCESSIBILITY

The tiles are non-demountable.



INSTALLATION

Installed according to installation diagrams, installation guides and drawing aid. (The tiles have to be installed according to the arrows on the back of the tile.)



PACKAGING INFORMATION

Information is indicative and subject to change.

	Edge	Panels / crt	m ² / crt
1200x600x40	A	6	4.32



SYSTEM WEIGHT

Weight information is indicative and subject to variation.

	kg/m ²
Super G Plus A	3,7
Super G Plus A + Connect Grid System	4,7



MECHANICAL PROPERTIES

See table regarding the min- and max- load bearing capacities and functional demands.



IMPACT RESISTANCE

Tested and classified according to EN 13964 annex D and fulfill the demands corresponding to DIN 18032 part 3. Adding installations to the system might affect the systems impact resistance.

M-sketch	Classification
M115	1A
M693	1A



CE

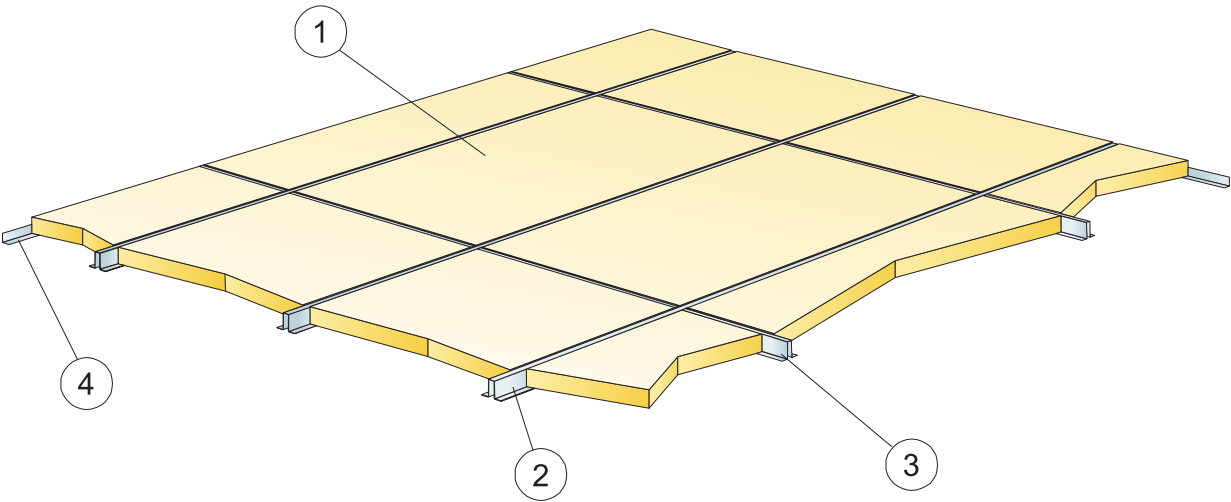
Ecophon ceiling systems are CE marked according to the European harmonized standard EN13964:2014. CE marked construction products are covered by a Declaration of Performance (DOP) which enables customers and users to easily compare performance of products available on the European market.

COLOURS AND DESIGN

Super G white



Direct Installation

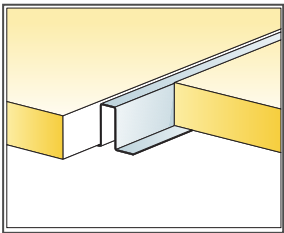
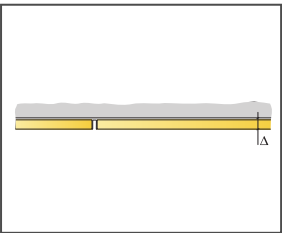


© Ecophon Group

Installation diagram (M115) for Ecophon Super G Plus A, direct installation

Quantity specification (excl. wastage)

	Size, mm
	1200x600
1 Super G Plus A	1,4/m²
2 Connect Recessed profile Plus, L=3000 mm, installed at 600 mm centres, fixed at 600 mm centres	1,7m/m²
3 Connect Recessed profile Plus, L=576 mm, installed at 1200 mm centres	0,8m/m²
4 Connect Angle trim, fixed at 300 mm centres	as required
Δ Min. overall depth of system: 42 mm	-
δ Min. demounting depth: The system is non-demountable	-

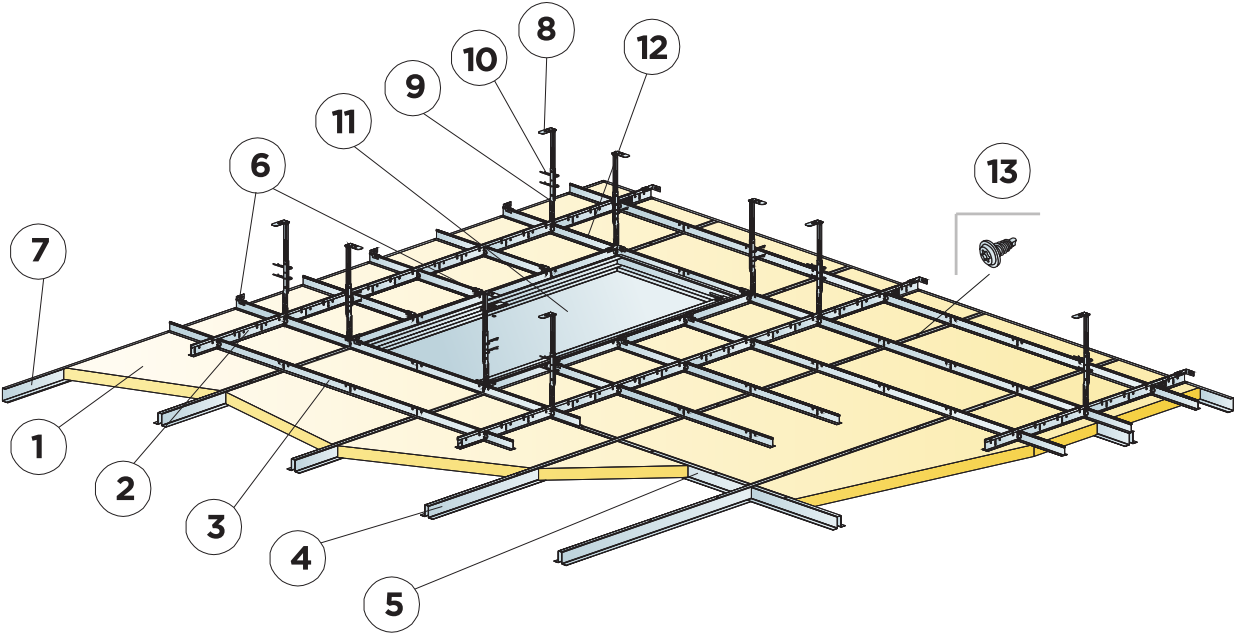


Installation with recessed profile

Size, mm	Max live load (N)	Min load bearing capacity (N)
1200x600x40	50	220

Live load/load bearing capacity

Suspended ceiling

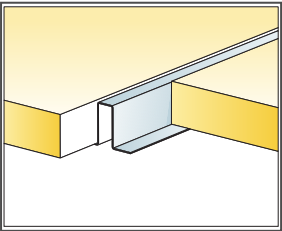


©Saint Gobain Ecophon AB

Installation diagram (M693) for Ecophon Super G Plus A, suspended installation

Quantity specification (excl. wastage)

		Size, mm
		1200x600
1	Super G Plus A	1,4/m ²
2	Connect T24 Main runner, installed at 1200 mm centres	0,9m/m ²
3	Connect T24 Cross Tee, L=1200 mm, installed at 600 mm centres	1,7m/m ²
4	Connect Recessed profile Plus, L=3000 mm, installed at 600 mm centres, fixed at 600 mm centres	1,7m/m ²
5	Connect Recessed profile Plus, L=576 mm, installed at 1200 mm centres	0,8m/m ²
6	Connect Wall Bracket for Main runners	1/second row of Main runner
7	Connect Channel trim 0261, fixed at 300 mm centres	as required
8	Connect Nonius hanger upper, installed at 1200 mm centres	0,7/m ²
9	Connect Nonius hanger lower, installed at 1200 mm centres	0,7/m ²
10	Connect Split pin 0078 (2/hanger)	1,4/m ²
11	Inspection hatch Super G Plus A M693	as required
12	Connect T24 Cross tee, L=300/600 mm	as required
13	Connect Installation screw P 4024, installed at 400 mm centres	4,4/m ²
Δ Min. overall depth of system: Δ 270 mm		-



Installation with recessed profile

Size, mm	Max live load (N)	Min load bearing capacity (N)
1200x600x40	20	220

Live load/load bearing capacity